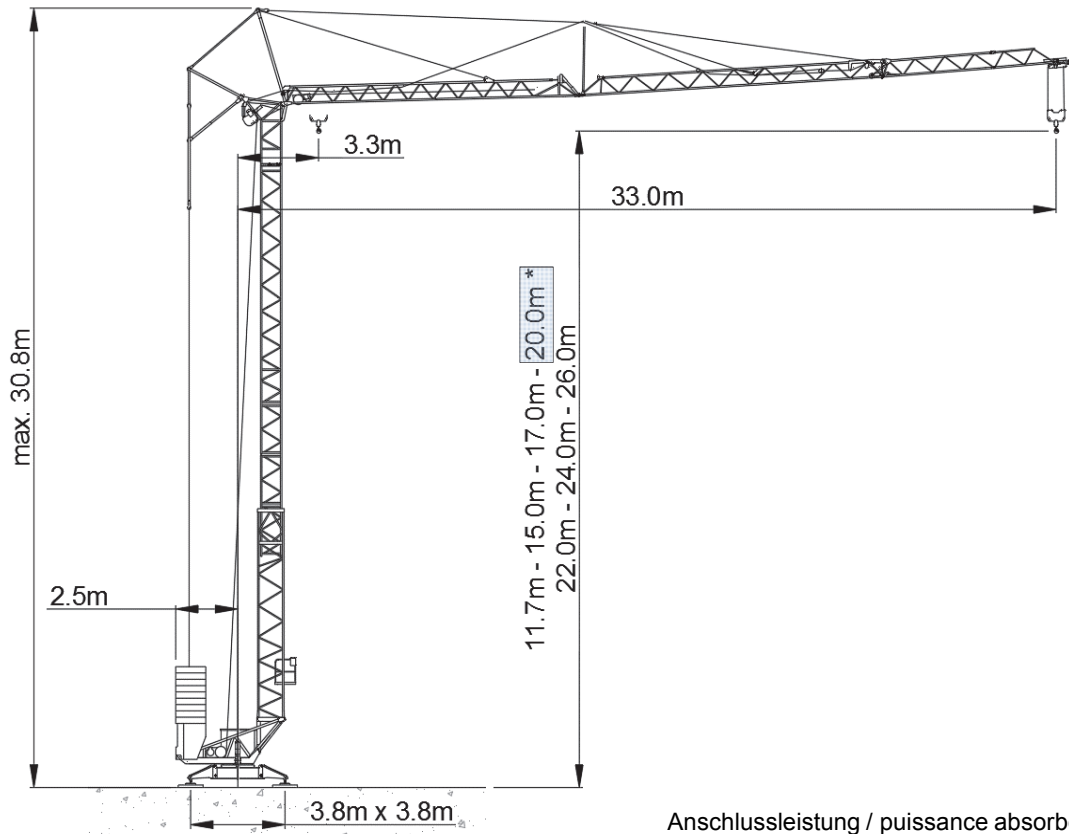


Liebherr 34K



* Standardhakenhöhe

Anschlussleistung / puissance absorbée: 19 kVA
 Anschluss / câble d'alimentation: 4 x 6□
 Absicherung / sécurisée: 32 A
 Anlaufstrom / courant de pointe: 23 A

Ausladung (m) / portée (m)		10	12	14	16	18	20	22	24	25.5	26	27	28	29	30	31	32	33				
Auslegerlänge (m) flèche (m)	33	3.3 - 9.91		3.95	3.12	2.57	2.17	2.0	1.89	1.68	1.51	1.40	1.36	1.30	1.24	1.18	1.13	1.09	1.04	1.0	Tragfähigkeit (t) capacité de charge (t)	
	30	3.3 - 10.46		4.0	3.35	2.76	2.40	2.28	2.0	1.78	1.59	1.51	1.44	1.37	1.31	1.25	1.20					
	25.5	3.3 - 11.04		4.0	3.60	3.10	2.76	2.39	2.10	1.86	1.67	1.55										

Ausladung (m) / portée (m)		10	12	14	16	18	20	22	24	25.5	26	27	28	29	30	31	32	33			
Auslegerlänge (m) flèche (m)	33	3.3 - 17.06		2.0	2.0	2.0	2.0	2.00	1.89	1.68	1.51	1.40	1.36	1.30	1.24	1.18	1.1	1.1	1.0	1.0	Tragfähigkeit (t) capacité de charge (t)
	30	3.3 - 18.1		2.0	2.0	2.0	2.0	2.00	1.78	1.59	1.51	1.44	1.37	1.31	1.25	1.20					
	25.5	3.3 - 19.9		2.0	2.0	2.0	2.0	2.00	1.86	1.67	1.55										

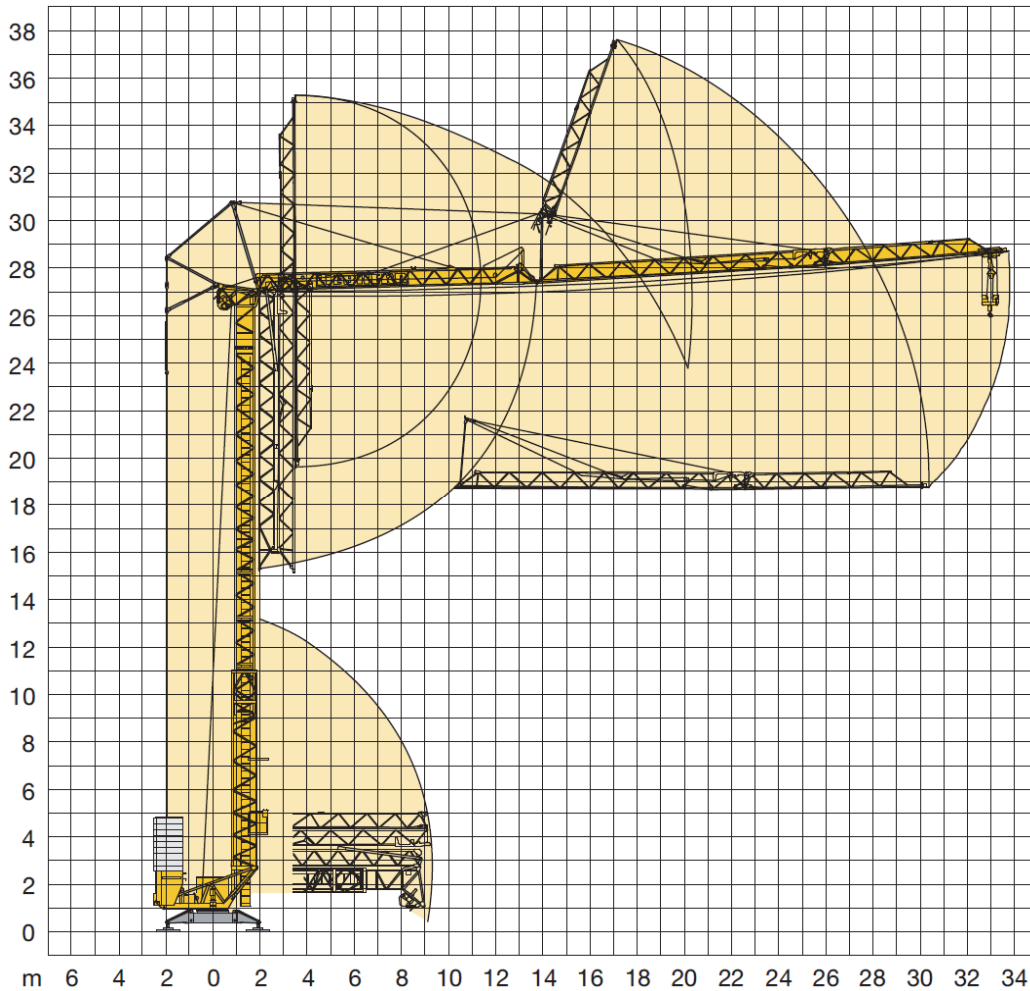
	Motor FU (kW)	11		Motor FU (kW)	1.3 / 2.3		Motor (kW)	2.2
	m/min.	1.5 - 55		m/min.	20 / 40		r.p.m	0 - 0.9



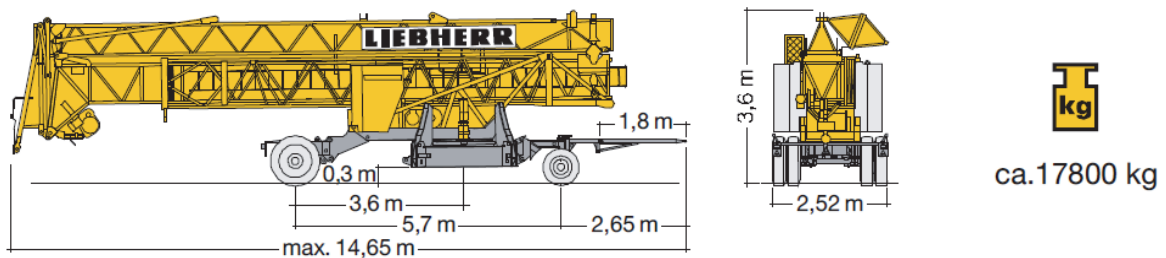
Kaufmann Turmkrane AG
 Rütisbergstr. 8, CH-8156 Oberhasli / ZH
 Tel. 043 411 08 30
www.turmkrane.ch / info@krankaufmann.ch

Liebherr 34K

Montage / erection



Transport / transport



Kaufmann Turmkrane AG

Rütisbergstr. 8, CH-8156 Oberhasli / ZH

Tel. 043 411 08 30

www.turmkrane.ch / info@krankaufmann.ch