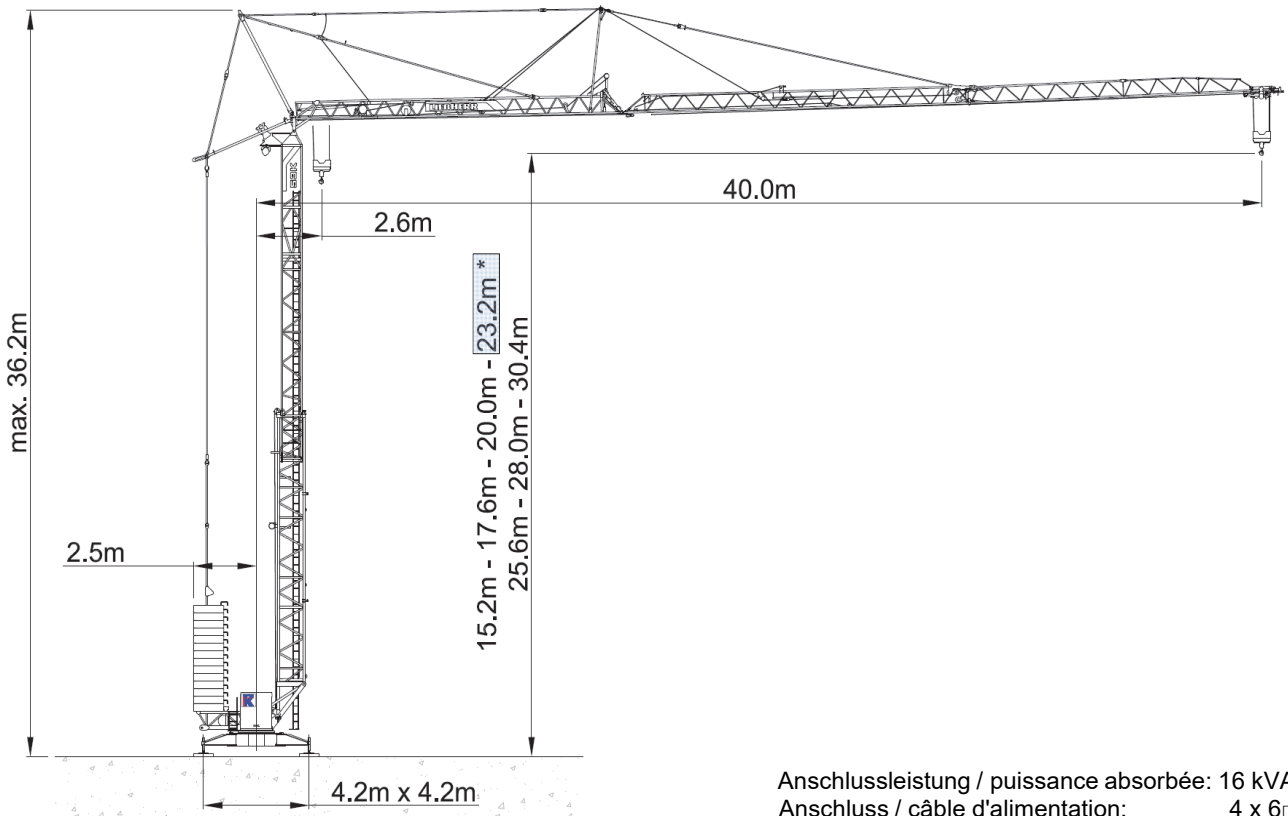




# Liebherr 53K






\* Standardhakenhöhe

Anschlussleistung / puissance absorbée: 16 kVA  
 Anschluss / câble d'alimentation: 4 x 6□  
 Absicherung / sécurisée: 32 A  
 Anlaufstrom / courant de pointe maxi: 23 A

Ausladung (m) / portée (m)		20	22	24	26	28	29	30	31	32	33	34	35	36	37	38	39	40	Tragfähigkeit (t) capacité de charge (t)				
Auslegerlänge (m) flèche (m)	40	2.6 - 23.6	 2.0 to	2.0	2.0	1.96	1.77	1.61	1.54	1.47	1.41	1.35	1.30	1.25	1.20	1.16	1.11	1.07		1.04	1.0		
	37	2.6 - 24.9		2.0	2.0	2.0	1.90	1.73	1.65	1.58	1.52	1.45	1.40	1.34	1.29	1.25	1.20						
	34	2.6 - 25.7		2.0	2.0	2.0	1.97	1.80	1.72	1.65	1.58	1.52	1.46	1.40									
	28	2.6 - 28.0		2.0	2.0	2.0	2.0	2.0															

Ausladung (m) / portée (m)		14	16	18	20	22	24	26	28	30	31	33	34	35	36	37	38	40	Tragfähigkeit (t) capacité de charge (t)			
Auslegerlänge (m) flèche (m)	40	2.6 - 13.1	 4.2 to	3.85	3.27	2.83	2.48	2.20	1.97	1.78	1.62	1.48	1.42	1.30	1.25	1.20	1.16	1.12		1.08	1.0	
	37	2.6 - 13.7		4.09	3.48	3.01	2.64	2.35	2.11	1.90	1.73	1.59	1.52	1.40	1.34	1.29	1.25	1.20				
	34	2.6 - 14.1		4.20	3.60	3.12	2.74	2.44	2.19	1.98	1.80	1.65	1.58	1.46	1.40							
	28	2.6 - 15.3		4.20	3.97	3.44	3.03	2.69	2.42	2.19	2.0											

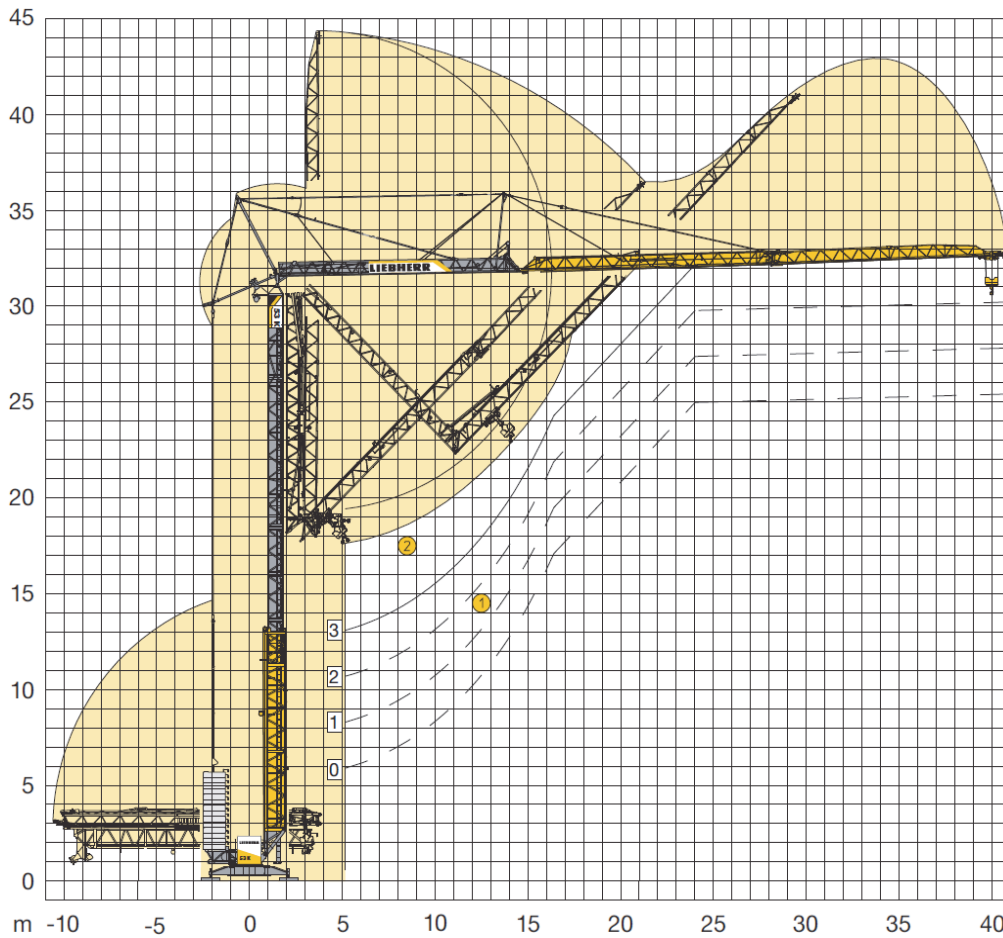
 Motor FU (kW)      11 m/min.                      0 - 89		Motor FU (kW)      2.2 m/min.                      0 - 51	 Motor FU (kW)      3 r.p.m                      0 - 0.9



**Kaufmann Turmkrane AG**  
 Rütisbergstr. 8, CH-8156 Oberhasli / ZH  
 Tel. 043 411 08 30  
[www.turmkrane.ch](http://www.turmkrane.ch) / [info@krankaufmann.ch](mailto:info@krankaufmann.ch)

# Liebherr 53K

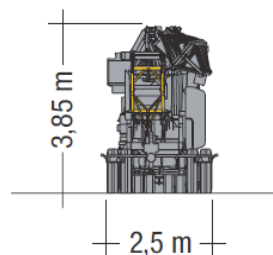
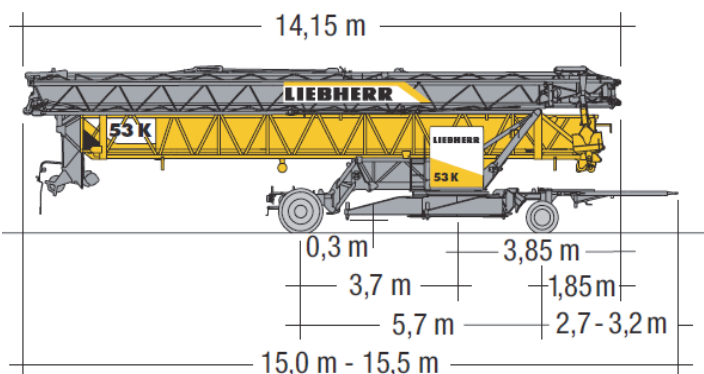
## Montage / erection



① **Standard Aufstellkurven von 0 bis 3 Turmstücken** / Standard erecting curves from 0 to 3 tower sections / Courbes de montage standard de 0 à 3 éléments de mât

② **Erhöhte Aufstellkurve (+4,5 m) am Beispiel von 3 Turmstücken** / Elevated erecting curve (+4.5 m) using the example of 3 tower sections / Courbe de montage élevée (+4,5 m) en prenant pour exemple 3 éléments de mât

## Transport / transport



ca. 15600 kg



**Kaufmann Turmkrane AG**

Rütisbergstr. 8, CH-8156 Oberhasli / ZH

Tel. 043 411 08 30

[www.turmkrane.ch](http://www.turmkrane.ch) / [info@krankaufmann.ch](mailto:info@krankaufmann.ch)