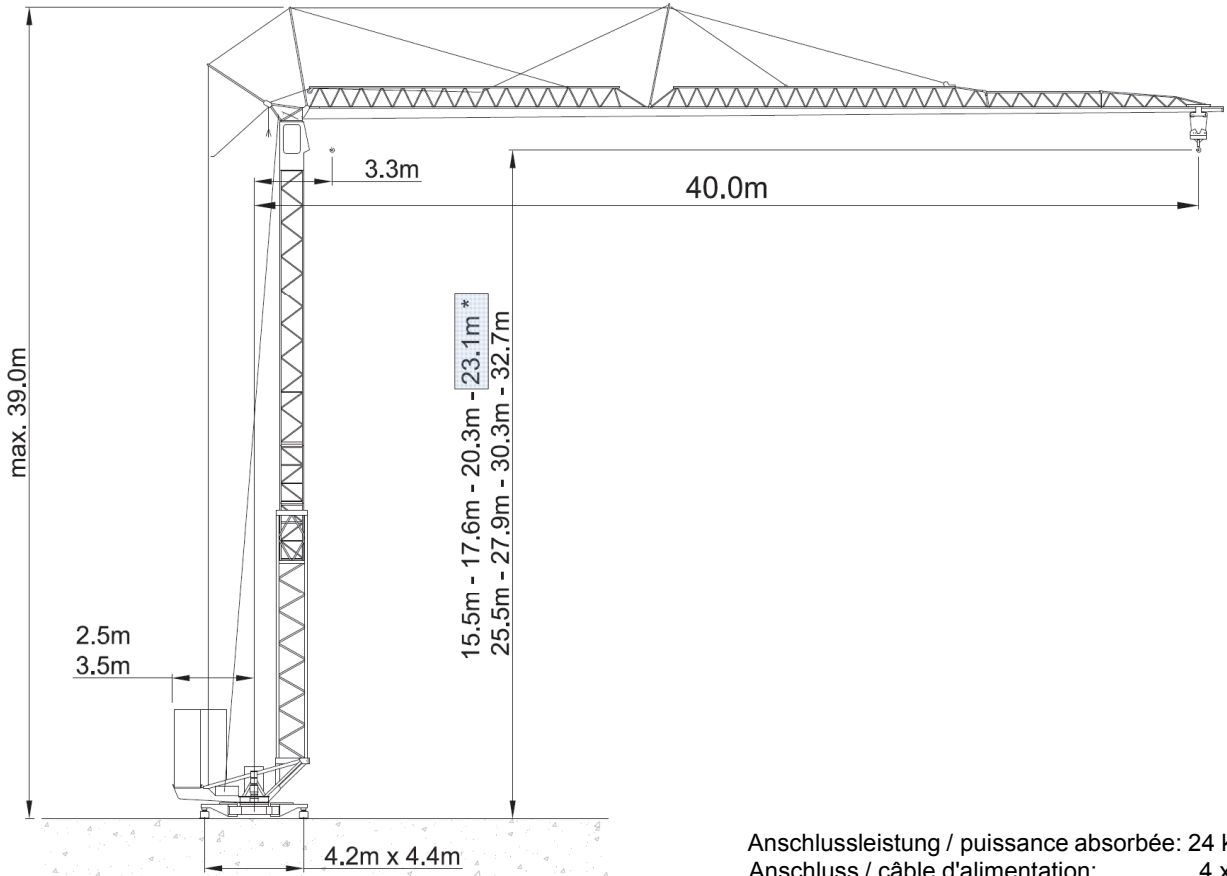


Liebherr 56K



* Standardhakenhöhe

Anschlussleistung / puissance absorbée: 24 kVA
 Anschluss / câble d'alimentation: 4 x 6□
 Absicherung / sécurisée: 32 A
 Anlaufstrom / courant de pointe: 23 A

Ausladung (m) / portée (m)		20	21	22	23	24	25	26	27	28	29	30	32	34	35	36	38	40			
Auslegerlänge (m) flèche (m)	40	3.3 - 23.9		2.25	2.25	2.25	2.25	2.12	2.01	1.92	1.83	1.75	1.67	1.60	1.47	1.36	1.31	1.26	1.18	1.10	
	35	3.3 - 25.7		2.25	2.25	2.25	2.25	2.25	2.11	2.01	1.92	1.84	1.76	1.63	1.51	1.45					
	30	3.3 - 27.2		2.25	2.25	2.25	2.25	2.25	2.25	2.25	2.25	2.07	1.98	1.90							
			2.25 to																	Tragfähigkeit (t) capacité de charge (t)	

Ausladung (m) / portée (m)		20	21	22	23	24	25	26	27	28	29	30	32	34	35	36	38	40			
Auslegerlänge (m) flèche (m)	40	3.3 - 13.2		2.66	2.50	2.36	2.23	2.12	2.01	1.92	1.83	1.75	1.67	1.60	1.47	1.36	1.31	1.26	1.18	1.10	
	35	3.3 - 14.1		2.92	2.75	2.59	2.45	2.33	2.21	2.11	2.01	1.92	1.84	1.76	1.63	1.51	1.45				
	30	3.3 - 14.9		3.13	2.95	2.79	2.64	2.50	2.38	2.27	2.17	2.07	1.98	1.90							
			4.5 to																	Tragfähigkeit (t) capacité de charge (t)	

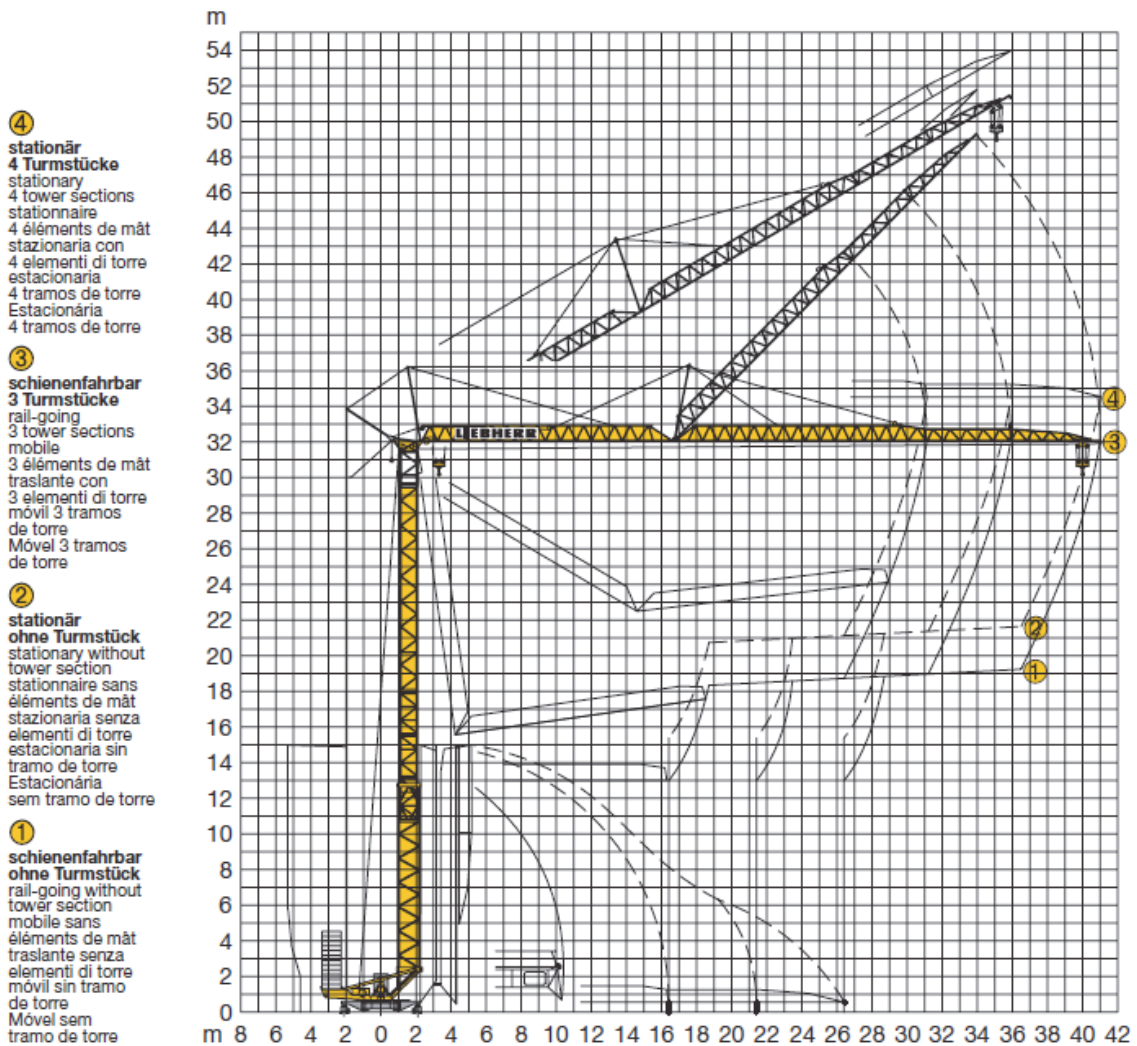
	Motor FU (kW)	11		Motor FU (kW)	2.8		Motor (kW)	5
	m/min.	2.4 - 60		m/min.	0 - 60		r.p.m	0 - 0.8



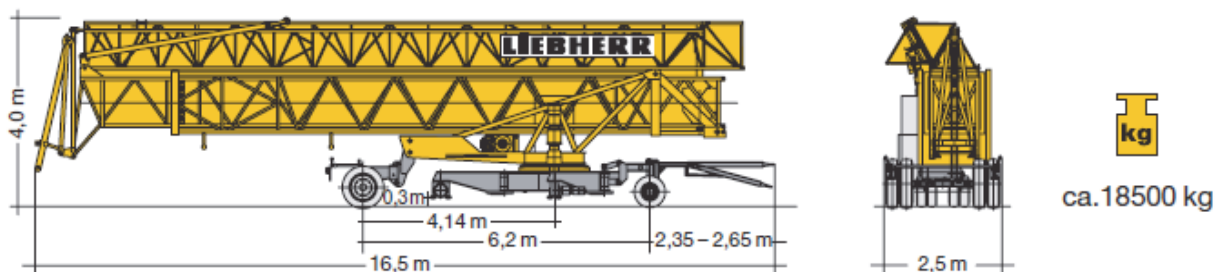
Kaufmann Turmkrane AG
 Rütisbergstr. 8, CH-8156 Oberhasli / ZH
 Tel. 043 411 08 30
www.turmkrane.ch / info@krankaufmann.ch

Liebherr 56K

Montage / erection



Transport / transport



Kaufmann Turmkrane AG

Rütisbergstr. 8, CH-8156 Oberhasli / ZH

Tel. 043 411 08 30

www.turmkrane.ch / info@krankaufmann.ch