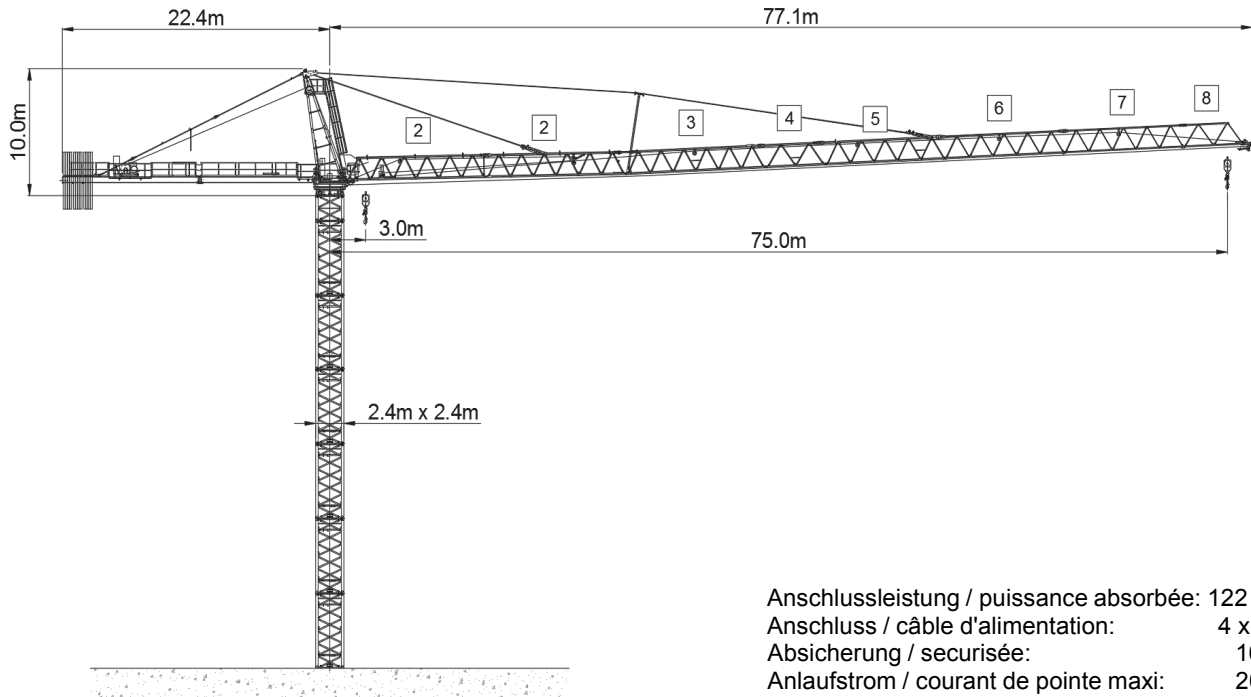







# Peiner SK 415-20



Anschlussleistung / puissance absorbée: 122 kVA  
 Anschluss / câble d'alimentation: 4 x 50□  
 Absicherung / sécurisée: 160 A  
 Anlaufstrom / courant de pointe maxi: 200 A

Ausladung (m) / portée (m)			20	25	30	35	40	45	50	55	60	65	70	75	
Auslegerlänge (m) / flèche (m)	75	4.0 - 17.6	 <b>20.0 to</b>	17.0	12.9	10.2	8.3	6.9	5.9	5.0	4.3	3.7	3.2	2.8	2.5
	70	4.0 - 19.4		19.2	14.6	11.7	9.6	8.0	6.8	5.9	5.1	4.4	3.9	3.5	
	65	4.0 - 21.2		20.0	16.3	13.0	10.7	9.0	7.7	6.7	5.8	5.1	4.6		
	60	4.0 - 22.7		20.0	17.7	14.2	11.7	9.9	8.5	7.3	6.6	5.8			
	55	4.0 - 24.0		20.0	18.8	15.1	12.5	10.6	9.1	7.9	7.1				
	50	4.0 - 25.1		20.0	20.0	16.0	13.2	11.2	9.6	8.6					
	45	4.0 - 25.6		20.0	20.0	16.4	13.6	11.5	10.2						
	40	4.0 - 26.0		20.0	20.0	16.6	13.8	12.1							
	35	4.0 - 26.1		20.0	20.0	16.7	14.4								
				Tragfähigkeit (t) / capacité de charge (t)											

Ausladung (m) / portée (m)			20	25	30	35	40	45	50	55	60	65	70	75	
Auslegerlänge (m) / flèche (m)	75	4.0 - 31.6	         <b>10.0 to</b>	10.0	10.0	10.0	8.9	7.6	6.5	5.7	5.0	4.4	3.9	3.5	3.2
	70	4.0 - 35.6		10.0	10.0	10.0	10.0	8.7	7.5	6.6	5.8	5.2	4.7	4.2	
	65	4.0 - 39.2		10.0	10.0	10.0	10.0	9.8	8.5	7.4	6.6	5.9	5.3		
	60	4.0 - 42.4		10.0	10.0	10.0	10.0	10.0	9.3	8.2	7.3	6.5			
	55	4.0 - 45.0		10.0	10.0	10.0	10.0	10.0	10.0	8.8	7.8				
	50	4.0 - 47.3		10.0	10.0	10.0	10.0	10.0	10.0	9.3					
	45	4.0 - 45.0		10.0	10.0	10.0	10.0	10.0	10.0						
	40	4.0 - 40.0		10.0	10.0	10.0	10.0	10.0							
	35	4.0 - 35.0		10.0	10.0	10.0	10.0								
			Tragfähigkeit (t) / capacité de charge (t)												

	Motor (kW)	66		Motor FU (kW)	9		Motor (kW)	3 x 7.5
	m/min.	16 - 130		m/min.	0 - 77		r.p.m	0.75



## Kaufmann Turmkrane AG

Rütisbergstr. 8, CH-8156 Oberhasli / ZH

Tel. 043 411 08 30

[www.turmkrane.ch](http://www.turmkrane.ch) / [info@krankaufmann.ch](mailto:info@krankaufmann.ch)