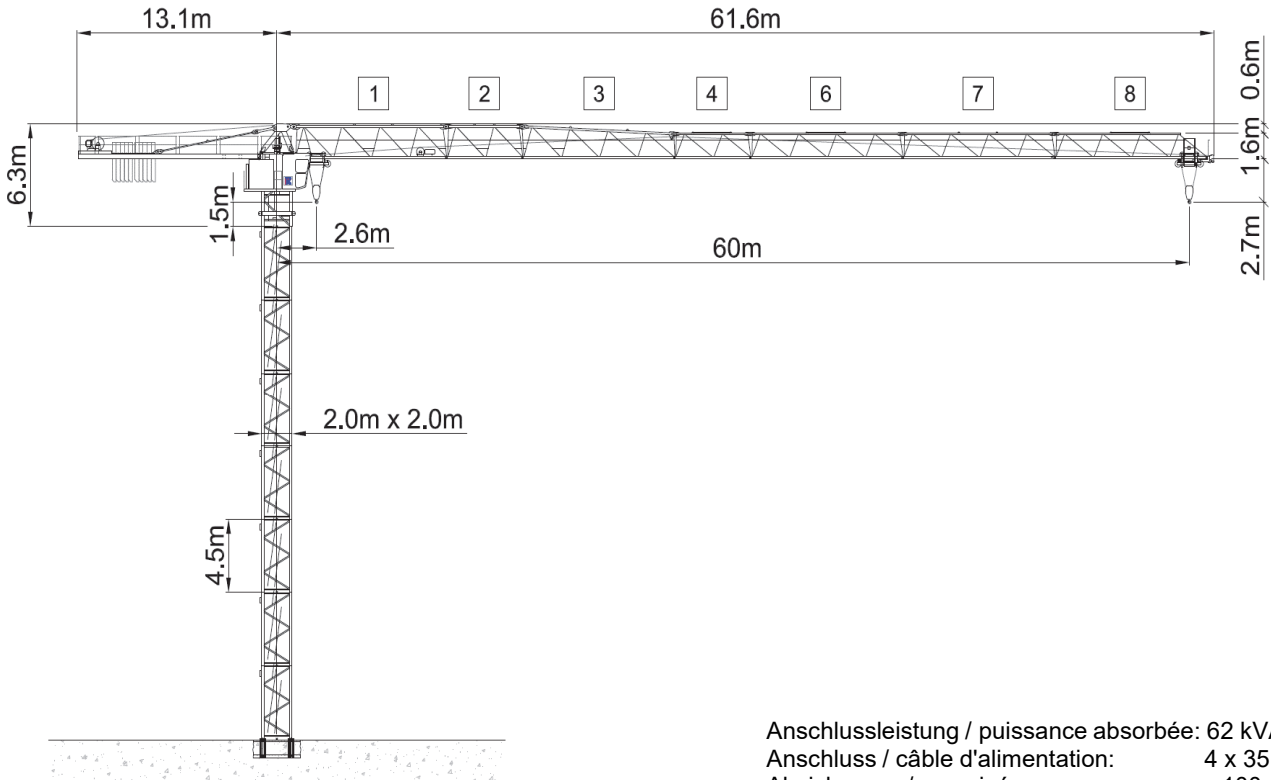






Wolff WK 6015.8 clear



Anschlussleistung / puissance absorbée: 62 kVA
 Anschluss / câble d'alimentation: 4 x 35□
 Absicherung / sécurisée: 100 A
 Anlaufstrom / courant de pointe maxi: 152 A

Ausladung (m) / portée (m)			15	20	25	27.5	30	32.5	35	37.5	40	42.5	45	47.5	50	52.5	55	57.5	60	
Auslegerlänge (m) / flèche (m)	60	2.6 - 14.8	8.4	6.1	4.7	4.2	3.8	3.5	3.1	2.9	2.7	2.5	2.3	2.1	2.0	1.8	1.7	1.6	1.5	
	57.5	2.6 - 16.1	8.5	6.7	5.9	4.6	4.2	3.8	3.5	3.2	2.9	2.7	2.5	2.3	2.2	2.1	1.9	1.8		
	55	2.6 - 16.6	8.5	6.9	5.4	4.8	4.3	3.9	3.6	3.3	3.1	2.8	2.6	2.4	2.3	2.1	2.0			
	52.5	2.6 - 16.9	8.5	7.1	5.5	4.9	4.5	4.1	3.7	3.4	3.1	2.9	2.7	2.5	2.4	2.2				
	50	2.6 - 17.7	8.5	7.5	5.8	5.2	4.7	4.3	3.9	3.6	3.3	3.1	2.9	2.7	2.5					
	47.5	2.6 - 17.9	8.5	7.5	5.9	5.3	4.7	4.3	4.0	3.6	3.4	3.1	2.9	2.7						
	45	2.6 - 18.4	8.5	7.8	6.0	5.4	4.9	4.5	4.1	3.8	3.5	3.2	3.0							
	42.5	2.6 - 18.7	8.5	7.9	6.2	5.5	5.0	4.6	4.2	3.8	3.6	3.3								
	40	2.6 - 18.9	8.5	8.0	6.2	5.6	5.1	4.6	4.2	3.9	3.6									
	37.5	2.6 - 19.0	8.5	8.0	6.3	5.6	5.1	4.6	4.2	3.9										
	35	2.6 - 19.2	8.5	8.1	6.3	5.7	5.2	4.7	4.3											
	32.5	2.6 - 19.2	8.5	8.1	6.4	5.7	5.2	4.7												
	30	2.6 - 19.4	8.5	8.2	6.4	5.8	5.2													
27.5	2.6 - 19.5	8.5	8.3	6.5	5.8															
25	2.6 - 19.6	8.5	8.3	6.5																
			8.5 to																	
																				
			Tragfähigkeit (t) / capacité de charge (t)																	

 Motor FU (kW) 45 m/min. 0 - 115	 Motor FU (kW) 7.5 m/min. 8 - 100	 Motor FU (kW) 7.5 r.p.m 0.8
--	---	--



Kaufmann Turmkrane AG
 Rütisbergstr. 8, CH-8156 Oberhasli / ZH
 Tel. 043 411 08 30
www.turmkrane.ch / info@krankaufmann.ch